

Application for EMC Oral Presentation Award
Electronic Materials Conference 2026

Student Name: _____

Student Mailing Address (*school address preferred*): _____

Student E-mail Address:

Advisor Name: _____

Advisor E-mail Address:

Advisor Signature: _____

Advisor signature certifies that the advisor has reviewed the award submission and finds that the work appears to be original and performed by the student.

Title of EMC Abstract:

Submission Requirements:

Items listed below should be submitted as a single pdf file by April 24th at 11:59pm EST. To submit, go to the EMC website, click “Submit Now” for Late News, choose the Student Awards section, and upload your pdf (this cover page, the NSF-style biosketch, and the one-page narrative). Detailed instructions are given at the end of this document. Examples of recent successful applications are provided on the EMC website. Students who won last year are not eligible to compete this year.

- NSF-style Biosketch (*up to 2 pgs, template attached*)
- One-page narrative (*inclusive of figures and references*) that highlights motivation and novelty of the work.

Example of Biographical Sketch outline for NSF – 2 pg limit; 1” margins all around.

Name
Contact info

a. Professional Preparation (*List undergrad & grad educ & postdoc training in same order & format as below*)

Undergrad Institution	Major	B.S., Year
Grad Institution	Major	M.S., Year
Grad Institution	Major	Ph.D., Year
Postdoctoral Institutions	Area	Years

b. Appointments (*List academic & professional appts in reverse chronological order*)

2000- Exulted and Grand Leader of the Universe, Little Pond University
1998- Executive Associate Dean of College of Science, Texas A&M University
1990-1997 Head of Statistics, Texas A&M University
1989-90 Visiting Professor, Statistics, Carnegie-Mellon University
1988-Professor, Statistics, Texas A&M University
1983-88 Associate Professor, Statistics, Texas A&M University
1978-83 Assistant Professor, Statistics, Texas A&M University

c. Publications (*Must include the names of all authors in order, article & journal title, book title, volume #, pg #s & year of publication; use consistent professional format. Incl web address if available electronically. For unpublished manuscripts, list only those submitted or accepted for publication and likely date. Patents, copyrights & S/W systems may be substituted for pubs.*)

(i) Five most closely related to proposal project

Last name, Initials., Last name, Initials. (year). Title. Publisher, Location.

Last name, Initials. (year). Title. Journal, Volume #, pg #-#.

...

(ii) Five other significant publications

d. Synergistic Activities (*List up to 5 examples demonstrating broader impact of your professional & scholarly activities focusing on integration, transfer and creation of knowledge. Examples below*)

Produced book and software introducing concept visualization laboratories into large (3000 students per year) elementary statistics courses at Texas A&M.

American Co-editor of Journal name 1998-

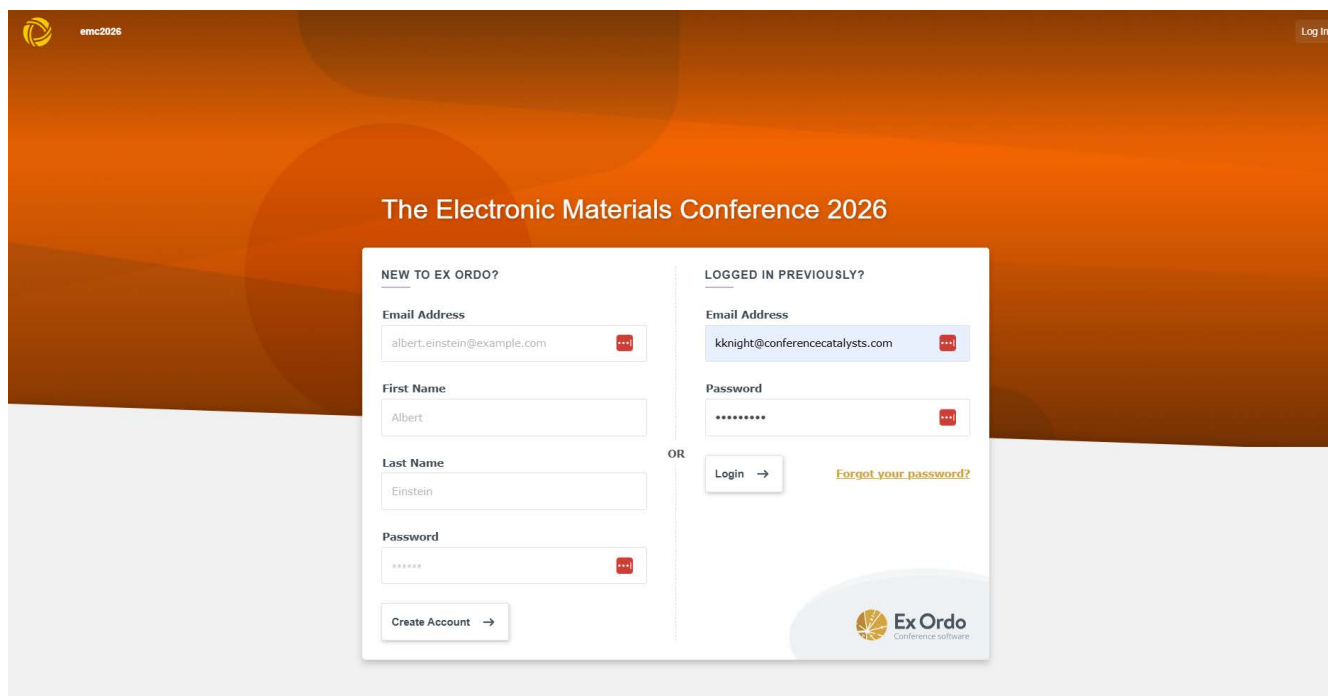
Associate Editor of *Journal Name* 1991-1995

Host and organizer of 1992 Symposium on the *Title*

Submission instructions

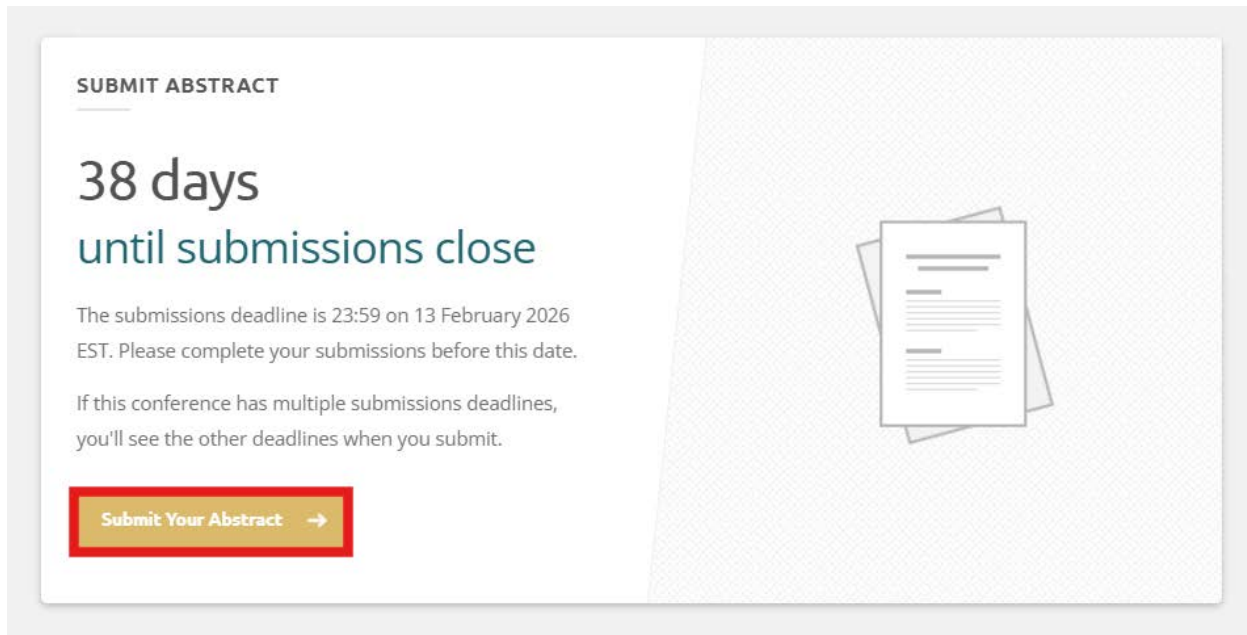
1) Navigate to the EMC Ex Ordo website at <https://emc2026.exordo.com/login>

2) Log in to Ex Ordo



The screenshot shows the login page for 'The Electronic Materials Conference 2026'. The page has an orange header with the 'emc2026' logo on the left and a 'Log In' button on the right. The main title 'The Electronic Materials Conference 2026' is centered. Below the title is a white login form with two columns. The left column is for 'NEW TO EX ORDO?' and contains fields for 'Email Address' (with the example 'albert.einstein@example.com'), 'First Name' (with 'Albert'), 'Last Name' (with 'Einstein'), and 'Password'. A 'Create Account →' button is at the bottom of this column. The right column is for 'LOGGED IN PREVIOUSLY?' and contains fields for 'Email Address' (with 'kknight@conferencetalks.com') and 'Password'. A 'Login →' button and a '[Forgot your password?](#)' link are at the bottom of this column. A vertical dashed line separates the two columns, with the word 'OR' centered between them. The 'Ex Ordo' logo is in the bottom right corner of the form area.

3) Click on “Submit your Abstract”

A banner for the 'SUBMIT ABSTRACT' section. It features a large green text '38 days until submissions close'. Below this, it states the deadline: 'The submissions deadline is 23:59 on 13 February 2026 EST. Please complete your submissions before this date.' It also mentions that if there are multiple deadlines, the user will see them when they submit. A red button with the text 'Submit Your Abstract' and a right arrow is highlighted with a red box. To the right of the text is a graphic of a document with lines of text.

SUBMIT ABSTRACT

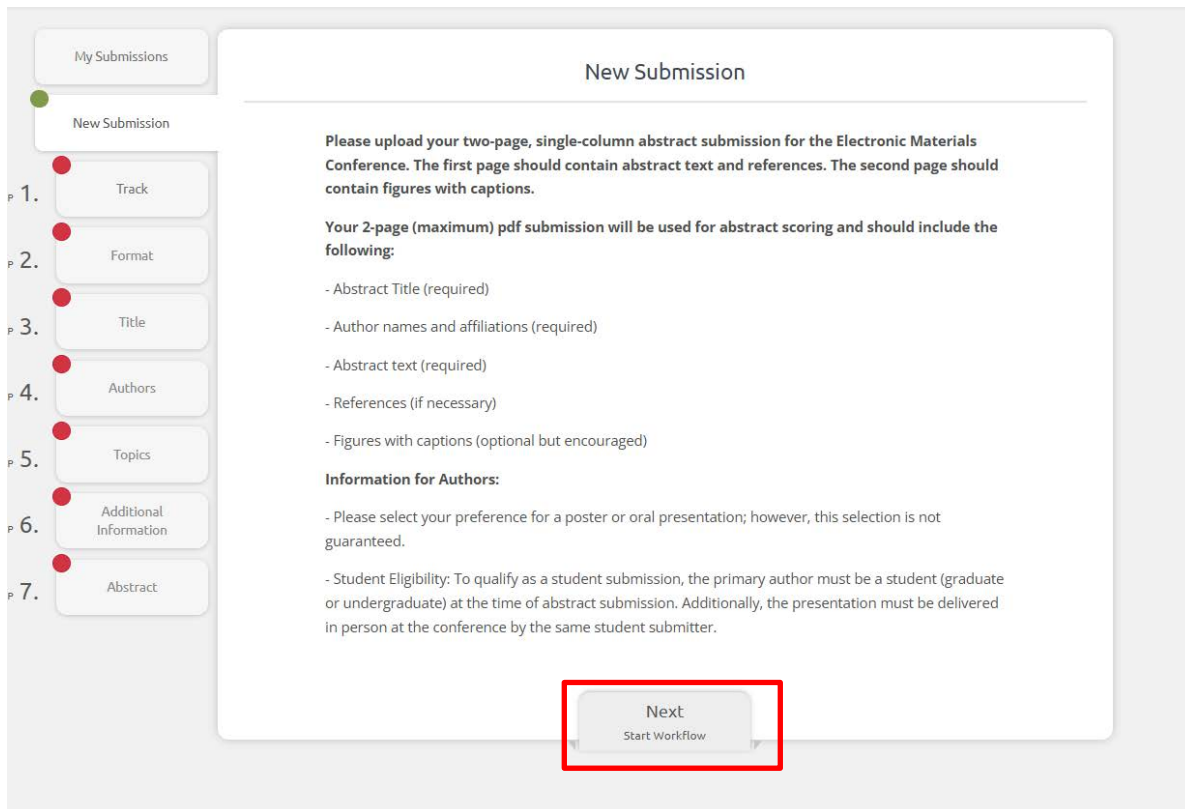
38 days until submissions close

The submissions deadline is 23:59 on 13 February 2026 EST. Please complete your submissions before this date.

If this conference has multiple submissions deadlines, you'll see the other deadlines when you submit.

Submit Your Abstract →

4) Click Next

A screenshot of the 'New Submission' form. On the left is a sidebar with a vertical list of steps: 1. Track, 2. Format, 3. Title, 4. Authors, 5. Topics, 6. Additional Information, and 7. Abstract. The 'New Submission' step is highlighted with a green dot. The main content area is titled 'New Submission' and contains instructions for the submission. It specifies a two-page, single-column format. It lists required fields: Abstract Title, Author names and affiliations, Abstract text, and References. It also mentions that figures with captions are optional but encouraged. There is a section for 'Information for Authors' with two bullet points: one about presentation preference and one about student eligibility. A red box highlights the 'Next Start Workflow' button at the bottom right.

My Submissions

New Submission

1. Track

2. Format

3. Title

4. Authors

5. Topics

6. Additional Information

7. Abstract

New Submission

Please upload your two-page, single-column abstract submission for the Electronic Materials Conference. The first page should contain abstract text and references. The second page should contain figures with captions.

Your 2-page (maximum) pdf submission will be used for abstract scoring and should include the following:

- Abstract Title (required)
- Author names and affiliations (required)
- Abstract text (required)
- References (if necessary)
- Figures with captions (optional but encouraged)

Information for Authors:

- Please select your preference for a poster or oral presentation; however, this selection is not guaranteed.
- Student Eligibility: To qualify as a student submission, the primary author must be a student (graduate or undergraduate) at the time of abstract submission. Additionally, the presentation must be delivered in person at the conference by the same student submitter.

Next
Start Workflow

5) Select “Student Oral Presentation Award Nominations” and click Done.

The screenshot shows a web interface for a submission process. On the left, a vertical sidebar lists steps from 1 to 7. Step 1, 'Track', is highlighted with a green dot and a green bar. Below it, steps 2 through 7 are listed with red dots and red bars. The main content area is titled 'Track' and contains the question 'Which track would you like to submit to?'. There are three radio button options: 'EMC 2026', 'Student Oral Presentation Award' (which is selected and highlighted with a red box), and 'Late News'. At the bottom of the main content area, there is a 'Done' button with the text 'Go To The Next Step' below it, also highlighted with a red box.

6) Select “Oral” and click Done

The screenshot shows a web interface for a submission process. On the left, a vertical sidebar lists steps from 1 to 7. Step 2, 'Format', is highlighted with a brown dot and a brown bar. Steps 1 and 3 through 7 are listed with red dots and red bars. The main content area is titled 'Format' and contains the question 'Which presentation format would you prefer?'. There are three radio button options: 'Oral' (which is selected and highlighted with a red box), 'Poster', and 'Oral or Poster'. At the bottom of the main content area, there is a 'Done' button with the text 'Go To The Next Step' below it.

- 7) Enter the title of your abstract. This should be the same title you used in your original abstract submission. This lets us link your original abstract and this application.

The screenshot shows a sidebar on the left with a vertical list of steps: STEP 1. Track, STEP 2. Format, STEP 3. Title, STEP 4. Authors, STEP 5. Topics, STEP 6. Additional Information, and STEP 7. Abstract. Each step has a green dot above it, indicating it is the current step. The main content area is titled 'Title' and contains a large text input field with the placeholder text 'Example submission'. Below the input field is a button labeled 'Done' with the text 'Go To The Next Step' underneath it.

- 8) Select “Yes” to the question “Is this a student submission.” Enter the authors on the abstract. Click Done.

The screenshot shows the 'Authors' step in the submission process. The sidebar on the left is the same as in the previous screenshot, but the 'Authors' step (STEP 4) is now highlighted with a red dot. The main content area is titled 'Authors' and contains a question 'Is this a student submission?' with two radio button options: 'Yes' (selected) and 'No'. The 'Yes' option is highlighted with a red box. Below the question is a text input field for the author's name, followed by a text input field for the author's email address. Below the email field is a button labeled 'I'm not an Author'. Below the email field is a text input field for the author's title, followed by a text input field for the author's affiliation, and finally a text input field for the author's country. At the bottom of the form is a button labeled 'Done'. Below the form is a section titled '2. Add Another Author' with a text input field and a button labeled 'Done' at the bottom, which is also highlighted with a red box.

9) Check “EMC Student Award Self-Nominations” and click Done.

The image shows a web interface for a submission process. On the left is a vertical sidebar with seven steps, each with a colored dot and a button label: STEP 1. (green dot) New Submission, STEP 2. (green dot) Track, STEP 3. (green dot) Format, STEP 4. (green dot) Title, STEP 5. (green dot) Topics, STEP 6. (red dot) Additional Information, and STEP 7. (red dot) Abstract. The main content area is titled 'Topics' and contains the instruction 'Please choose a maximum of two topics from the list below.' Below this is a table with the header 'TOPICS' and a count '1 Topics'. The table has one row with a checked checkbox and the text 'EMC Student Award Self-Nominations', which is highlighted by a red rectangular box. Below the table is a grey box with the text: 'If none of the topics suit, choose the nearest applicable topic or contact the chair for further advice.' At the bottom right of the main area is a button labeled 'Done' with the subtext 'Go To The Next Step'.

TOPICS	1 Topics
<input checked="" type="checkbox"/> EMC Student Award Self-Nominations	

If none of the topics suit, choose the nearest applicable topic or contact the chair for further advice.

Done
Go To The Next Step

- 10) Enter your original abstract from your original submission in the text box. Select “Yes, I would like this abstract to be considered for the Student Oral Presentation Award. Agree to the EMC Code of Conduct. Click Done.

STEP 1.

New Submission

STEP 2.

Track

STEP 3.

Format

STEP 4.

Title

STEP 5.

Authors

STEP 6.

Topics

STEP 7.

Additional Information




STEP 8.

Abstract

Additional Information

Text Abstract *

Please upload the text abstract for your submission. This is the abstract that will be displayed in the EMC program, and should correspond to the first page of your two-page pdf submission.

B I U    x^2 x_2 Ω

Enter your original abstract here.

Student Oral Presentation Award

Would you like to enter your abstract into the Student Oral Presentation Award competition?

Eligibility:


- The abstract must be presented in person at the conference by the student author.
- The author must be a student (graduate or undergraduate) at the time of abstract submission.

Yes, I would like this abstract to be considered for the Student Oral Pres...

EMC Code of Conduct *

Please indicate your willingness to adhere to the EMC Code of Conduct below:

A core value of the Electronic Materials Conference (EMC) is being inclusive and egalitarian. EMC event participants are expected to foster an inclusive, cooperative environment where all are welcomed, open dialogue is encouraged, and all perspectives are appreciated. Every event participant is expected to act in a professional, responsible and courteous manner while engaged in EMC events and activities. Unprofessional behavior, including disparaging comments and unwelcome conduct related to sex, race, color, gender, age, disability, orientation, national origin, or religion, will not be tolerated. If any event participant engages in unprofessional behavior, EMC leadership may take any action it deems appropriate, ranging from a warning to the offender to expulsion from current and future EMC activities. Promoting technical excellence is another core value of EMC. EMC authors and co-authors are expected to adhere to the highest ethical standards with regard to abstract submissions, presentations, and publications. It is the responsibility of all authors to ensure the integrity of reported results, compliance with sponsoring organization policies, and the acknowledgment of contributors, funding organizations, and institutions where the research was conducted. It is the intent of EMC leadership to foster the respectful behavior embodied in this Code of Conduct. EMC leadership staff will be happy to help event participants contact venue authorities and otherwise assist with Code of Conduct concerns.

 I agree to adhere to the EMC Code of Conduct.

Done

Go To The Next Step

11) Upload a pdf of your application. It should contain the cover page, the NSF-style biosketch, and the one-page narrative (*inclusive of figures and references*) that highlights motivation and novelty of the work. Click Done. Your award nomination is now submitted.

New Submission

STEP 1. Track

STEP 2. Format

STEP 3. Title

STEP 4. Authors


STEP 5. Topics

STEP 6. Additional Information

STEP 7. Abstract

Abstract

Please upload your abstract below.



Upload Abstract

FORMATTING GUIDELINES

Please upload your two-page, single-column abstract submission for the Electronic Materials Conference. The first page should contain abstract text and references. The second page should contain figures with captions.

- Paper Size: US Letter (8.5" x 11")
- Fonts: Embed ALL fonts in your PDF file. Avoid the use of Type 3 fonts.
- File Format: Adobe PDF (.pdf)
- Allowed File Size: 5.0MB
- Do NOT page number your abstract.
- Do NOT apply security settings to your PDF file.

Done
Save Submission